

# Your First Line of Defense During Severe Weather

The Dura-Storm Series of automatic hurricane doors serve as the first line of defense from hurricanes; withstanding high wind pressure, protecting against wind-borne debris, and providing improved energy efficiency.

## **DURA-STORM™** SLIDING DOOR SYSTEMS

### Features and Benefits

- **Code Compliant** Tested to withstand high winds of up to 80 PSF and the impact of flying debris. Meets the stringent Florida Building Code and Miami-Dade requirements. Provides Level E provides protection of essential facilities.
- **Durable** Reinforced security hooks and welded joints ensure panel integrity under the most extreme weather conditions. Tested to 1 1/2 times the rated design pressure.
- **Increased Security** Rated for resistance against forced entry. Mechanically fastened glass gutters. Armored strikes and heavy duty security hooks with steel reinforcement for additional security.
- **Energy Efficiency** non-impact, NEW impact level D; laminated-insulated 1" glass for increased energy efficiency of door



PRODUCT SPECIFICATIONS: DURA-STORM SERIES, FULL LINE

Description	Configuration	
Design	Bi-Part or Single Slide	
Breakout	Series 2000 Sliding Panels Only or Series 3000 Full Breakout	
Jamb Dimension	1 3/4" x 4 1/2"	1 3/4" x 6"
Finish	Clear or Dark Bronze	Special Finish Options
Door Panel Material	Aluminum	
Typical Height	96" - 128" Height varies, see certifications for details.	
Header Size	8" (203mm) High x 6" (152mm) Deep	
Stiles	Narrow (2")	Medium (3.5")
Glass	1/4", 1" (Non-Impact), 9/16" or 5/8" Laminated (Impact), 1 1/8" Laminated/Insulated (Impact)	
Mechanical Locking	Multi-Point mortise locking, or Panic Release (3000 Series only)	
Security Options	Electric Solenoid Lock (Fail Safe/Fail Secure), Alarm Contacts	
Lock Indicator	Standard (Not Available With Panic)	
Controls	6 Position Rotary	OPTION: Rocker Switch, Keyed Rotary Controls
Controller	High Resolution iQ Controller, Microprocessor Based, Safety Logic	
Door Position Switch	Optional, Single or Dual	
Battery Backup	Optional	
Power Options	120 VAC, 50/60 HZ, 5 Amps Minimum   OPTION: Uninterrupted Power Supply	
Drive System	1/4 HP DC Motor, Gear Drive, Synchronous belt   OPTION: Twin 1/4 HP DC Gear Driven Motors	
Temperature Rating	-30F to 130F	
Activation/Safety Sensor Options	2 Combined Activation/Safety Sensors + Holding Doorway Holding Beams for added safety OPTIONS: Mats, Wall Plates, Wireless Activation systems	
Transom	Optional (1/4" or 1" glass; Non-Impact only)	
Muntin Bars	Configurable. See certifications for details	
Threshold	Configurable Options, Continuous	
Certifications	ANSI A156.10, NFPA 101, UL, cUL, ICBO, BOCA, Florida Building Code, Miami-Dade County NOA Code Compliance, ASTM E283	

\* All Specifications are subject to change. Please contact your local sales representative to ensure accuracy.

PRODUCT SPECIFICATIONS - NON IMPACT

\* All Specifications are subject to change. Please contact your local sales representative to ensure accuracy.

Dura-Storm™ Non-Impact				
Product	DS 2000 SS	DS 2000 BP	DS 3000 SS	DS 3000 BP
FBC				
Pressure (PSF)	55	55	55	55
Width x Height Max	108" x 96"x123.75"	168" x 96"x123.75"	108" x 96"x123.75"	168" x 96"x123.75"
Steel Reinforced	No	No	No	No
Stiles	M or N	M or N	M or N	M or N
Bottom Rail	4", 6", 8 ", 10"	4", 6", 8 ", 10"	4", 6", 8 ", 10"	4", 6", 8 ", 10"
Muntin	None, 2", 4"	None, 2", 4"	None, 2", 4"	None, 2", 4"
Locking	3-Pt	5-Pt	3-Pt or Panic (2-Pt)	5-Pt or Panic (4-Pt)
Glass Thickness	¼"(0.250) or 1"(1.000)	¼"(0.250) or 1"(1.000)	¼"(0.250) or 1"(1.000)	¼"(0.250) or 1"(1.000)

PRODUCT SPECIFICATIONS - IMPACT LEVEL D

\* All Specifications are subject to change. Please contact your local sales representative to ensure accuracy.

Dura-Storm™ Impact Level D - Single Slide			
Product	DS 2000 SS	DS 3000 SS	DS 3000 SS NEW
FBC	41992.4	41992.4	41992.2
Pressure (PSF)	75	75	80
Width x Height Max	108" x 96"	108" x 96"	192" x 104"
Steel Reinforced	No	No	Yes
Stiles	M or N	M or N	M or N
Bottom Rail	4", 6", 8 ", 10"	4", 6", 8 ", 10"	4", 6", 8 ", 10"
Muntin	None, 2", 4"	None, 2", 4"	None, 2", 4"
Locking	3-Pt	3-Pt or Panic (2-Pt)	5-Pt or Panic (4-Pt)
Glass Thickness	⅞" (0.563)	⅞" (0.563)	⅞" (0.563) or 1 ⅛" (1.125)

Dura-Storm™ Impact Level D - Bi-Part					
Product	DS 2000 BP	DS 3000 BP	DS 2000 BP	DS 3000 BP	NEW 3000 BP
FBC	41992.4	41992.4	41992.3	41992.3	41992.2
Pressure (PSF)	75	75	55	55	80
Width x Height Max	168" x 96"	168" x 96"	179.5" x 128" or 192" x 104"	179.5" x 128" or 192" x 104"	192" x 104"
Steel Reinforced	No	No	Yes	Yes	Yes
Stiles	M or N	M or N	M	M	M or N
Bottom Rail	4", 6", 8 ", 10"	4", 6", 8 ", 10"	10"	10"	4", 6", 8 ", 10"
Muntin	None, 2", 4"	None, 2", 4"	1 @ 4" Req, 2 @ 4" Opt	1 @ 4" Req, 2 @ 4" Opt	None, 2", 4"
Locking	5-Pt	5-Pt or Panic (4-Pt)	5-Pt	5-Pt	5-Pt or Panic (4-Pt)
Glass Thickness	⅝" (0.563)	⅝" (0.563)	⅝" (0.563)	⅝" (0.563)	⅝" (0.563) or 1 ⅛" (1.125)

PRODUCT SPECIFICATIONS - IMPACT LEVEL E

\* All Specifications are subject to change. Please contact your local sales representative to ensure accuracy.

Dura-Storm™ Impact Level E			
Product	DS 3000 BP	DS 3000 SS NEW	DS 3000 BP NEW
FBC	41992.1	41992.1	41992.1
Pressure (PSF)	75	80	80
Width x Height Max	168" x 96"	108" x 104"	192" x 104"
Steel Reinforced	No	Yes	Yes
Stiles	M	M or N	M or N
Bottom Rail	10"	4", 6", 8 ", 10"	4", 6", 8 ", 10"
Muntin	1 @ 4" Req	None, 2", 4"	None, 2", 4"
Locking	Panic (4-Pt)	3-Pt or Panic (2-Pt)	5-Pt or Panic (4-Pt)
Glass Thickness	⅝" (0.625)	⅝" (0.625)	⅝" (0.625)



**Increased Security**  
Heavy duty Security Hooks with steel reinforcement improves security and provides extra protection during extreme weather conditions  
*(Impact Security Hooks Shown)*



**Code Compliant**  
Larger impact glass stops secure the glass and improve the integrity of the door

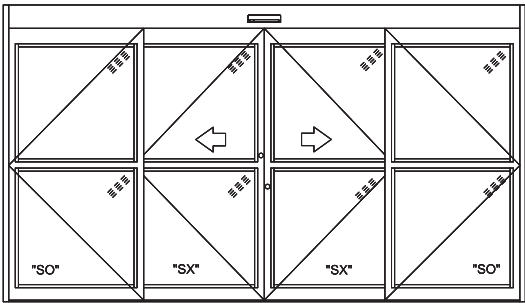
**Aesthetically Pleasing**  
Improved aesthetics with the narrow stile option



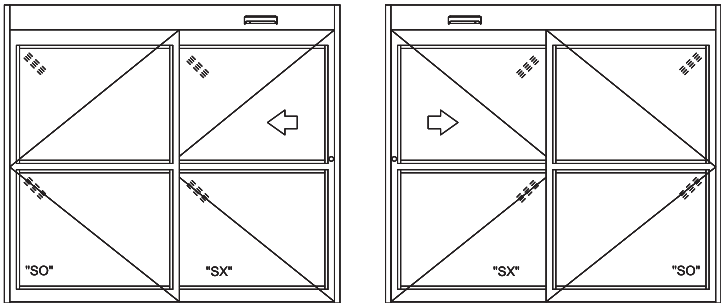
**Easy to Install**  
3M VHB Structural glazing tape eliminates the need to caulk

**Durable Construction**  
Welded corners ensure panel integrity

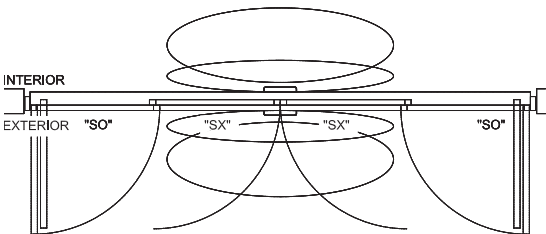
PRODUCT DRAWINGS - DURA-STORM™ 3000



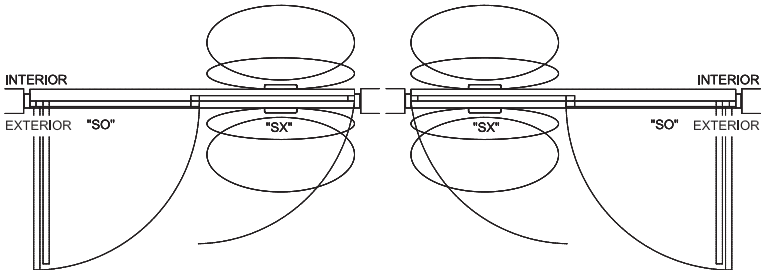
ELEVATION VIEW



LEFT HAND SLIDE ELEVATION VIEW RIGHT HAND SLIDE



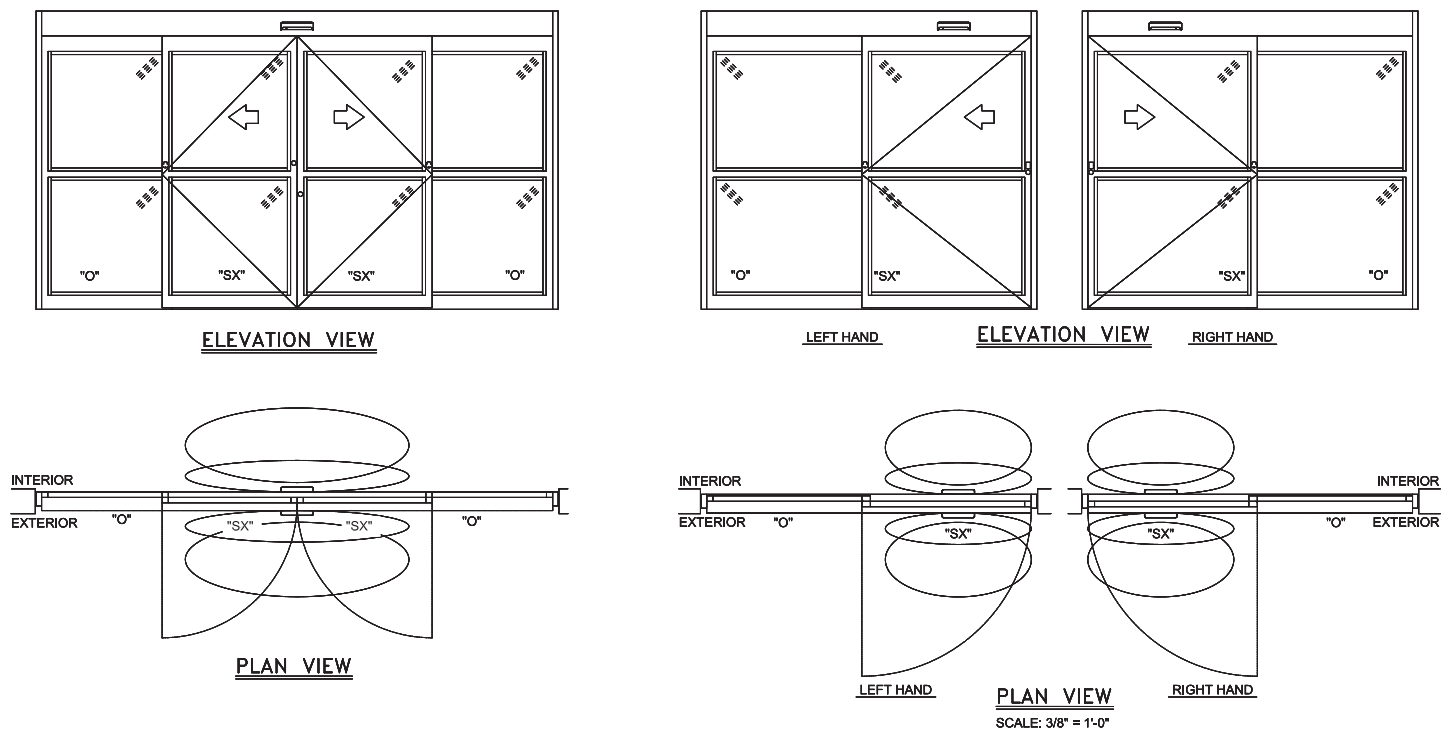
PLAN VIEW



LEFT HAND SLIDE PLAN VIEW RIGHT HAND SLIDE



PRODUCT DRAWINGS - DURA-STORM™ 2000



**STANLEY®**  
Access Technologies

FIND OUT MORE ABOUT  
DURA-STORM™ ON  
OUR WEBSITE

