



**SAFETY, FLEXIBILITY,
AND CONVENIENCE
IN ONE COMPLETE SYSTEM**

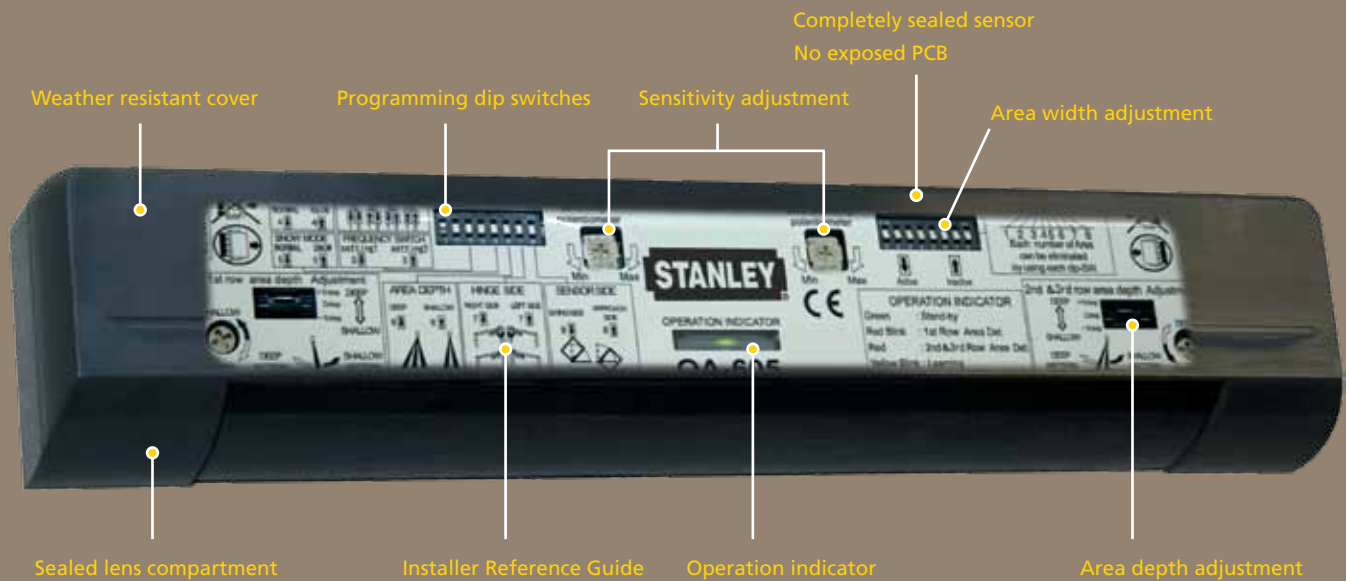
SWING-GUARD® SAFETY SENSOR FOR SWING DOORS

- **RELIABLE SAFETY.** The Swing-Guard is a door-mounted presence sensor designed to detect people or objects in the swing path of the door. Exceeds ANSI/BHMA 156.10 standards.
- **INTELLIGENT DETECTION.** This sensor stays active at all times, even when the door is in motion. Built-in adjustments allow the sensor to tune out stationary items or weather such as rain and snow.
- **SIMPLE CONFIGURATION.** This complete safety system is connected via a 4 wire “plug-and-play” harness which reduces overall installation time by over 50%, as compared to other systems.
- **FLEXIBILITY.** The Swing-Guard can work on full energy or low energy swing doors and can operate on all types of swing doors; single, simultaneous pairs, or dual egress.
- **NO ADDITIONAL SAFETY SENSORS REQUIRED.** The Swing-Guard provides a wide range of detection that covers the entire swing of the door, so there is no need for an overhead safety sensor.
- **SPACE-SAVING DESIGN.** Without the need for a supplemental overhead safety sensor, Swing-Guard is significantly smaller than other sensor systems.

A DIVISION OF:

STANLEY®
Security

SWING-GUARD® SAFETY SENSOR FOR SWING DOORS



Product Specification

Model (System name)	Swing-Guard Swing Door Safety System	Height	2 1/4" (56.5mm)
Detection Method	Active infrared reflection*	Depth	1 1/4" (32mm)
Power Supply	12 to 24 VAC ±10% (50/60 Hz) 12 to 30 VDC	Width	10 3/4" (275mm)
Power consumption	< 1.5W (<4VA at AC)	Mounting Height	2.0 (6'7") to 2.5m (8'2")
Output**	CMOS. Relay Voltage/ 5 VDC	Weight	15g (0.5oz)
Output Hold Time	0.5 sec. fixed (Activate output) 0.5 sec. to 10 sec. (Stall output)	Operating Temperature	-20 to +55°C (-4 to 131°F)
Response time	<0.3 s	Relay Hold Time	0.5 to 10s
Sensor Head	1 on each side of leaf	Cover Color	Black


*All rows have presence detection

**Two types of outputs (Activate output, Stall output)

Specifications subject to change. Consult your local STANLEY Representative

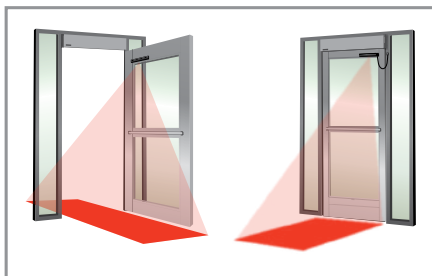
Simultaneous Pair Swing Doors

Only 4 sensor heads required



Single Swing Doors

Only 2 sensor heads required



Swing-Guard can be used on doors equipped with Magic-Force Low Energy operators.

Also consider the Swing-Guard LE, a simplified presence sensor system, specifically designed for low energy applications.